



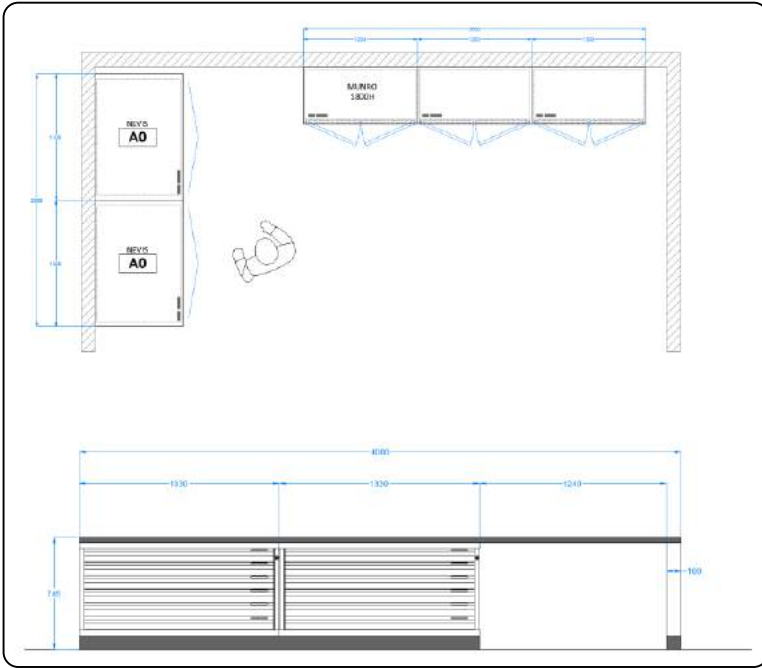
X-TREME SYSTEMS  
INSPIRATION THROUGH DESIGN



# ARKLE

GALLERY SOLUTIONS

DOWNLOAD 2D CAD FOR OUR PRODUCTS



Planning aids,  
Front and plan views,  
All size and model configurations.

[www.x-tremesystems.com/downloads/](http://www.x-tremesystems.com/downloads/)

EXPLORE OUR OTHER RANGES FOR MUSEUM, ARCHIVE AND GALLERY STORAGE



## PRODUCT FEATURES

ARKLE gallery solutions allow for the maximum utilisation of space for artwork and object storage, removing the need to handle individual items and ultimately reducing the risk of damage to artefacts.

With variations in both wall mounted (01) and pull-out (02) solutions, systems can be tailored to meet bespoke building or object storage requirements.



01

02

Popular RAL colour choices include:

|                          |                        |                         |                       |                           |                          |                        |                      |
|--------------------------|------------------------|-------------------------|-----------------------|---------------------------|--------------------------|------------------------|----------------------|
| RAL9016<br>TRAFFIC WHITE | RAL9010<br>PURE WHITE  | RAL1013<br>OYSTER WHITE | RAL9002<br>GREY WHITE | RAL7035<br>LIGHT GREY     | RAL7036<br>ARKLE GREY    | RAL7021<br>BLACK GREY  | RAL9005<br>JET BLACK |
| RAL5012<br>LIGHT BLUE    | RAL5005<br>SIGNAL BLUE | RAL6005<br>MOSS GREEN   | RAL6037<br>PURE GREEN | RAL1023<br>TRAFFIC YELLOW | RAL2003<br>PASTEL ORANGE | RAL3020<br>TRAFFIC RED | RAL3003<br>RUBY RED  |

PLEASE CONTACT US TO MAKE AN ENQUIRY OR TO DISCUSS YOUR CUSTOM ARKLE SOLUTION.

# 01

## STATIC FRAMES FOR WALL OR FLOOR & CEILING MOUNTING


- Wall racks require a suitable supporting wall or concrete floor for fixing
- 25Kg per square metre load limit per frame
- Units can be ordered to any RAL finish
- High quality steel construction
- 50 x 50mm aperture to mesh
- All frames have a thickness of 40mm

Arkle racking systems can be tailored to meet individual briefs:

- Bespoke size requirements
- Special storage requirements
- Room and environmental constraints

PLEASE CONTACT US TO MAKE AN ENQUIRY OR TO DISCUSS YOUR CUSTOM ARKLE SOLUTION.

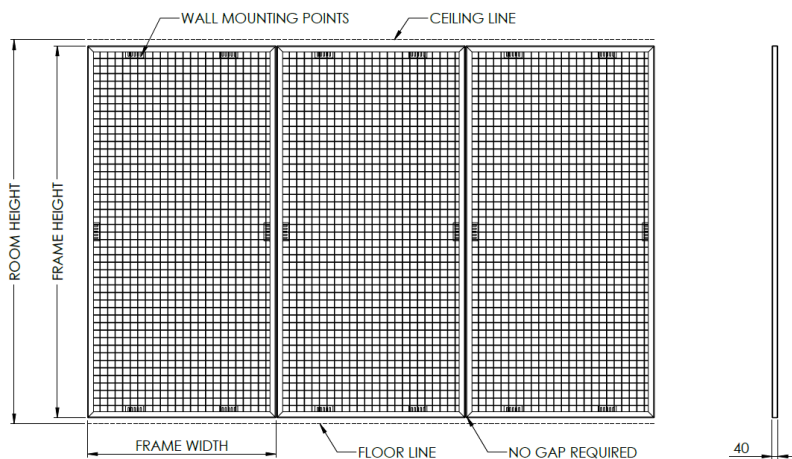
| HEIGHT | WIDTH | PART NO.   |
|--------|-------|------------|
| 1850   | 1250  | ARK01-1812 |
| 2460   | 1250  | ARK01-2412 |
| 2950   | 1860  | ARK01-2112 |
| 2460   | 1860  |            |



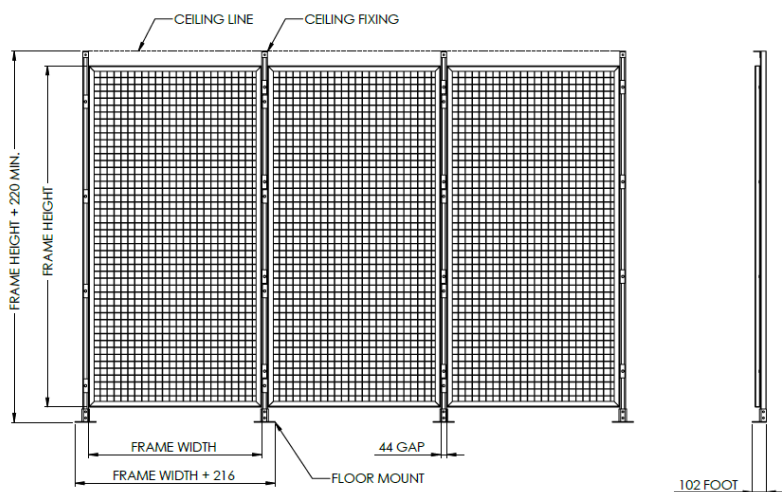
# 01

## STATIC FRAMES FOR WALL OR FLOOR & CEILING MOUNTING PLANNING DIMENSIONS

Solution using frames fixed directly into supporting walls, suitable for most applications:



Solution using frames secured into floor and ceiling; for fixing without reinforced walls and extreme heavy duty applications:



PLEASE CONTACT US TO CHECK WHICH SOLUTION BEST MEETS YOUR REQUIREMENTS AND ENVIRONMENT CONSTRAINTS.

## 02

## PULL OUT FRAMES FOR FLOOR AND CEILING MOUNTING

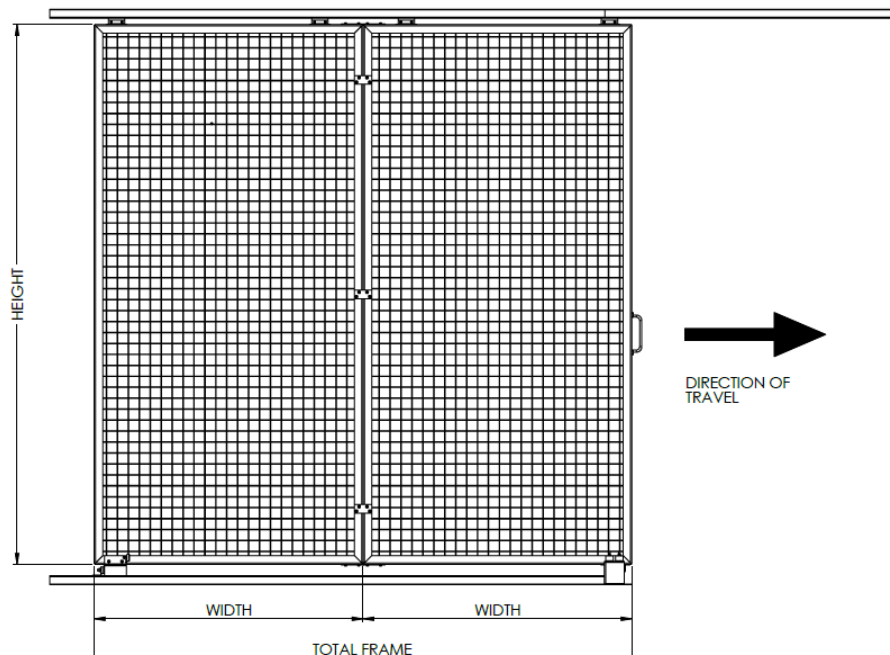
- A maximum of two frames can be joined per sliding rack
- Heavy duty castor and roller bearing system guarantees smooth operation
- 25Kg per square metre load limit per sliding rack
- Floor-loaded system does not require a mezzanine floor to be installed
- Units can be ordered to any RAL finish
- High quality steel construction
- Heavy-duty black pull handle
- All frames have a thickness of 40mm
- 50 x 50mm aperture to mesh

Arkle racking systems can be tailored to meet individual briefs:

- Bespoke size requirements
- Special storage requirements
- Room and environmental constraints

PLEASE CONTACT US TO MAKE AN ENQUIRY OR TO DISCUSS YOUR CUSTOM ARKLE SOLUTION.

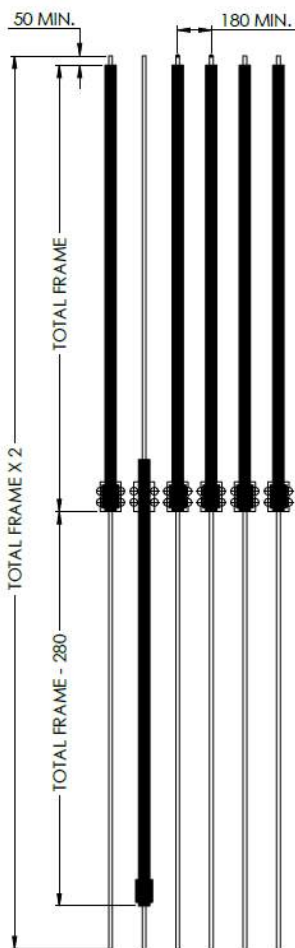
| HEIGHT | WIDTH | PART NO. |
|--------|-------|----------|
| 1850   | 1250  |          |
| 2460   | 1250  |          |
| 2950   | 1860  |          |
| 2460   | 1860  |          |




# 02

## PULL OUT FRAMES PLANNING DIMENSIONS

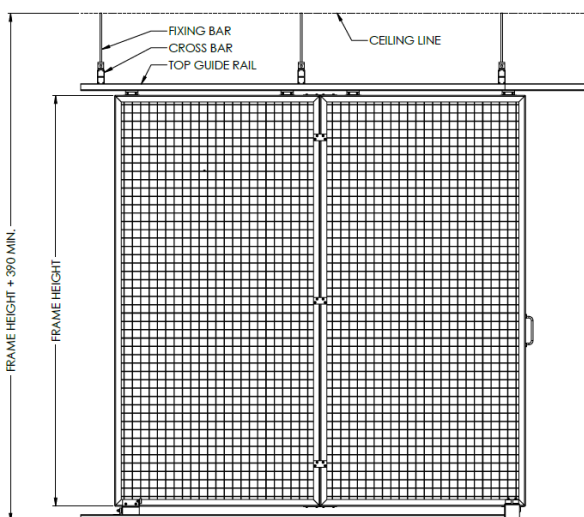
Space Planning Dimensions:



Solution using top guide rail fixed directly into ceiling, for room heights up to 3110mm:



Solution using floating rails for room heights above 3110mm or bespoke applications:



PLEASE CONTACT US TO CHECK WHICH SOLUTION BEST MEETS YOUR REQUIREMENTS AND ENVIRONMENT CONSTRAINTS.

NOTES PAGE

A large, empty rectangular box with a thin black border, occupying most of the page. It is intended for the user to write their notes.